




Manufacturer		Type testing No.	EAPR-GS-7329/10
		Date of testing	23.07.-28.09.2009
Model	Sportster L	Location	Achensee / Idro See



European Academy of Parachute Rigging e.V - Luitpoldstr. 30 - D87700 Memmingen - Germany
Under approval of EPTA European Paraglider Testlaboratory Alicane

	Minimum take off weight		Maximum take off weight	
Testpilot	Mario Eder		Eki Maute	
Harness	Para Academy Testgurt		EPA Equipment	
Pilot's take off weight	100 kg		125 kg	

Classification	C
-----------------------	----------



Test-criteria	Minimum take off weight	Evaluation	Maximum take off weight	Evaluation			
1. Inflation / take-off - 4.4.1							
Rising behavior	Smooth, easy and constant rising	A	Smooth, easy and constant rising	A			
Special take off technique required	No	A	No	A			
2. Landing - 4.4.2							
Special landing technique required	No	A	No	A			
3. Speeds in straight flight - 4.4.3							
Trim speed more than 30km/h	Yes	A	Yes	A			
Speed range using the controls larger than 10km/h	Yes	A	Yes	A			
Minimum speed	Less than 25 km/h	A	25 km/h to 30 km/h	B			
4. Control movement - 4.4.4							
Max. weight in flight up to 80kg		-		-			
Max. weight in flight 80 to 100kg	Increasing 45cm - 60cm	C		-			
Max. weight in flight greater than 100kg		-	Increasing 50cm - 65cm	C			
5. Pitch stability exiting accelerated flight - 4.4.5							
Dive forward angle on exit	Dive forward less than 30°	A	Dive forward less than 30°	A			
Collapse occurs	No	A	No	A			
6. Pitch stability operating controls during accelerated flight - 4.4.6							
Collapse occurs	No	A	No	A			
7. Roll stability and damping - 4.4.7							
Oscillations	Reducing	A	Reducing	A			
8. Stability in gentle spirals - 4.4.8							
Tendency to return to straight flight	Spontaneous exit	A	Spontaneous exit	A			
9. Behaviour in a steeply banked turn - 4.4.9							
Sink rate after two turns	Up to 12m/s	A	More than 14m/s	B			
10. Symmetric front collapse - 4.4.10							
Entry	trim speed	Rocking back less than 45°	A	Rocking back less than 45°	A		
Recovery		Spontaneous in 3 to 5 sec	B	Spontaneous in 3 to 5 sec	B		
Dive forward angle on exit		30° - 60°	Keeping course	B	0° - 30°	Entering a turn of less than 90°	A
Cascade occurs		No		A	No	A	
Entry	accelerated	Rocking back less than 45°	A	Rocking back less than 45°	A		
Recovery		Spontaneous in 3 to 5 sec	B	Spontaneous in 3 to 5 sec	B		
Dive forward angle on exit		30° - 60°	Keeping course	B	0° - 30°	Entering a turn of less than 90°	A
Cascade occurs		No		A	No	A	

11. Exiting deep stall (parachutal stall) - 4.4.11									
Deep stall achieved	Yes				Yes				
Recovery	Spontaneous in less than 3 sec			A	Spontaneous in less than 3 sec				A
Dive forward angle on exit	30° - 60°			B	30° - 60°				B
Change of course	Changing course less than 45°			A	Changing course less than 45°				A
Cascade occurs	No			A	No				A
12. High angle of attack recovery - 4.4.12									
Recovery	Spontaneous in less than 3 sec			A	Spontaneous in less than 3 sec				A
Cascade occurs	No			A	No				A
13. Recovery from a developed full stall - 4.4.13									
Dive forward angle on exit	30° - 60°			B	30° - 60°				B
Collapse	No collapse			A	No collapse				A
Cascade occurs (other than collapse)	No			A	No				A
Rocking backward	Less than 45°			A	Less than 45°				A
Line tension	Most lines tight			A	Most lines tight				A
14. Asymmetric collapse (trim speed) - 4.4.14									
Change of course until re-inflation	trim speed, max 50% collapse	< 90°	Dive or roll angle	15° - 45°	A	90° - 180°	Dive or roll angle	15° - 45°	B
Re-inflation behavior		Spontaneous re-inflation			A	Spontaneous re-inflation			A
Total change of course		Less than 360°			A	Less than 360°			A
Collapse on the opposite side occurs		No			A	No			A
Twist occurs		No			A	No			A
Cascade occurs	No			A	No				A
Change of course until re-inflation	trim speed, max 75% collapse	90° - 180°	Dive or roll angle	45° - 60°	C	90° - 180°	Dive or roll angle	15° - 45°	B
Re-inflation behavior		Spontaneous re-inflation			A	Spontaneous re-inflation			A
Total change of course		Less than 360°			A	Less than 360°			A
Collapse on the opposite side occurs		Yes, no turn reversal			C	No			A
Twist occurs		No			A	No			A
Cascade occurs	No			A	No				A
Change of course until re-inflation	accelerated, max 50% collapse	< 90°	Dive or roll angle	15° - 45°	A	90° - 180°	Dive or roll angle	15° - 45°	B
Re-inflation behavior		Spontaneous re-inflation			A	Spontaneous re-inflation			A
Total change of course		Less than 360°			A	Less than 360°			A
Collapse on the opposite side occurs		No			A	No			A
Twist occurs		No			A	No			A
Cascade occurs	No			A	No				A
Change of course until re-inflation	accelerated, max 75% collapse	90° - 180°	Dive or roll angle	45° - 60°	C	90° - 180°	Dive or roll angle	15° - 45°	B
Re-inflation behavior		Spontaneous re-inflation			A	Spontaneous re-inflation			A
Total change of course		Less than 360°			A	Less than 360°			A
Collapse on the opposite side occurs		Yes, no turn reversal			C	Yes, no turn reversal			C
Twist occurs		No			A	No			A
Cascade occurs	No			A	No				A
15. Directional control with a maintained asymmetric collapse - 4.4.15									
Able to keep course straight	Yes			A	Yes				A
180° turn away from the collapsed side possible in 10 sec	Yes			A	Yes				A
Amount of control range between turn and stall or spin	25% to 50% of the symmetric control travel			C	More than 50% of the symmetric control travel				A
16. Trim speed spin tendency - 4.4.16									
Spin occurs	No			A	No				A
17. Low speed spin tendency - 4.4.17									
Spin occurs	No			A	No				A
18. Recovery from a developed spin - 4.4.18									
Spin rotation angle after release	Stops spinning in less than 90°			A	Stops spinning in less than 90°				A
Cascade occurs	No			A	No				A
19. B-line-stall - 4.4.19									
Change of course before release	Changing course less than 45°			A	Changing course less than 45°				A
Behaviour before release	Remains stable with straight span			A	Remains stable with straight span				A
Recovery	Spontaneous in less than 3 sec			A	Spontaneous in less than 3 sec				A
Dive forward angle on exit	30° - 60°			A	0° - 30°				A
Cascade occurs	No			A	No				A
20. Big ears - 4.4.20									
Entry procedure	Standard technique			A	Standard technique				A
Behaviour during big ears	Stable flight			A	Stable flight				A
Recovery	Recovery through pilot action in less than a further 3 sec			B	Recovery through pilot action in less than a further 3 sec				B
Dive forward angle on exit	0° - 30°			A	0° bis 30°				A
21. Big Ears in accelerated flight - 4.4.21									
Entry procedure	Standard technique			A	Standard technique				A
Behaviour during big ears	Stable flight			A	Stable flight				A
Recovery	Recovery through pilot action in less than a further 3 sec			B	Recovery through pilot action in less than a further 3 sec				B
Dive forward angle on exit	0° - 30°			A	0° bis 30°				A
Behaviour immediately after releasing the accelerator while maintaining big ears	Stable flight			A	Stable flight				A

22. Behaviour exiting a steep spiral - 4.4.22				
Tendency to return to straight flight	Spontaneous exit	A	Spontaneous exit	A
Turn angle to recover normal flight	Less than 720°, spontaneous recovery	A	Less than 720°, spontaneous recovery	A
23. Alternative means of directional control - 4.4.23				
180° turn achievable in 20 sec	Yes	A	Yes	A
Stall or spin occurs	No	A	No	A
24. Any other flight procedure and/or configuration described in the user's manual - 4.4.24				
Procedure works as described		NA		NA
Procedure suitable for novice pilots		NA		NA
Cascade occurs		NA		NA
25. Remarks of testpilot:				
Copyright Ralf Antz 2009		This Flight Test Report was generated automatically and is valid without signature		